
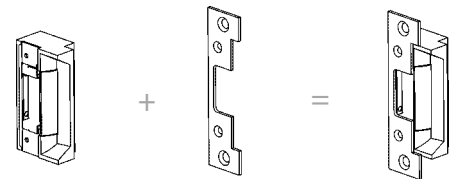


ANSI/BHMA #E09321

The patented 5000 series is a compact, heavy-duty, and high performance electric strike designed for low profile openings where there is limited space behind the jamb. This includes narrow style aluminum jambs and jambs with protruding glass inside. The 5000 series has a static strength of 2400 pounds. The field selectable fail secure/fail safe unit is easy to install and accommodates 1/2" latchbolts.



5000 Series stackable lip extensions



When ordering, be sure to indicate both electric strike body and faceplate option.

Specifications

- UL 1034, burglary resistance
- ANSI/BHMA 156.31 - 2001, Grade 1
- ASTM specification E 152
- NFPA specification 252
- Patents # 5,934,720

Electrical

- .220 Amp @ 12VDC
- .110 Amp @ 24VDC

Standard Features

- Tamper resistant - heavy duty construction
- 2400 lbs. static strength
- Durability minimum of 500,000 cycles of operation
- Field selectable fail secure/fail safe operation
- Non-handed
- Internally mounted solenoid
- Patent # 5,934,720
- 5 year limited warranty

Optional Features

- Seven faceplate options
- Four "press fit" stackable lip extensions
- LBM - Latchbolt monitor
- 2001 - Plug-in bridge rectifier
- 2005- SMART-Pac™ II in-line power controller
- 2505 - Power Punch™ power supply
- 2006P - Plug-in buzzer
- 2009P - Plug-in LED
- 1000-104 - Lip extension trim adapter
- 154 - Metal template kit

Finishes

- 605 Bright brass
- 606 Satin brass
- 612 Satin bronze
- 613 Bronze toned
- 630 Satin stainless steel (standard)
- 651 Polished chrome

501 Option

Operation: After releasing the latchbolt, the keeper returns to the locked position.



501

4-7/8" x 1-1/4"

square corners
& flat faceplate

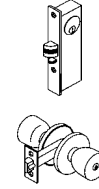
For use with

cylindrical locksets in ANSI metal jambs. For use with latchbolts up to 1/2" throw. Metal frames.

Compatible Locksets:

Accurate, Adams Rite, Arrow, Baldwin, Best, Corbin, Dexter, Dominion, Guard, Falcon, Harloc, Kwikset, Lockwood, Lori, LSDA, Marks, National, Omnia, PDQ, Parker, Russwin, Sargent, Schlage, Taco, Unican, Weiser, Weslock, Yale

type of locks
released



501A Option

Operation: After releasing the latchbolt, the keeper returns to the locked position.



501A

4-7/8" x 1-1/4"

radius corners
& flat faceplate

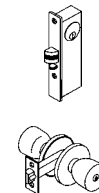
For use with

cylindrical locksets. For use with latchbolts up to 1/2" throw. Includes universal mounting tabs. Aluminum frames.

Compatible Locksets:

Accurate, Adams Rite, Arrow, Baldwin, Best, Corbin, Dexter, Dominion, Guard, Falcon, Harloc, Kwikset, Lockwood, Lori, LSDA, Marks, National, Omnia, PDQ, Parker, Russwin, Sargent, Schlage, Taco, Unican, Weiser, Weslock, Yale

type of locks
released



501B Option

Operation: After releasing the latchbolt, the keeper returns to the locked position.



501B

4-7/8" x 1-1/4"

radius corners
& radius faceplate

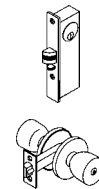
For use with

cylindrical locksets. For use with latchbolts up to 1/2" throw. Includes universal mounting tabs. Aluminum doors and frames with radiused front.

Compatible Locksets:

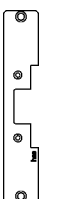
Accurate, Adams Rite, Arrow, Baldwin, Best, Corbin, Dexter, Dominion, Guard, Falcon, Harloc, Kwikset, Lockwood, Lori, LSDA, Marks, National, Omnia, PDQ, Parker, Russwin, Sargent, Schlage, Taco, Unican, Weiser, Weslock, Yale

type of locks
released



502 Option

Operation: After releasing the latchbolt, the keeper returns to the locked position.



502

4-15/16" x 1-7/16"

radius corners
& flat faceplate

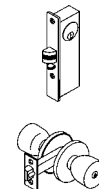
For use with

cylindrical locksets. For use with latchbolts up to 1/2" throw. Includes universal mounting tabs. Wood or aluminum frames.

Compatible Locksets:

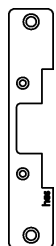
Accurate, Adams Rite, Arrow, Baldwin, Best, Corbin, Dexter, Dominion, Guard, Falcon, Harloc, Kwikset, Lockwood, Lori, LSDA, Marks, National, Omnia, PDQ, Parker, Russwin, Sargent, Schlage, Taco, Unican, Weiser, Weslock, Yale

type of locks
released



503 Option

Operation: After releasing the latchbolt, the keeper returns to the locked position.



6-7/8" x 1-1/4"

radius corners
& flat faceplate

503

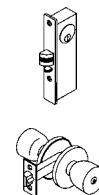
For use with

cylindrical locksets. For use with latchbolts up to 1/2" throw. Includes universal mounting tabs. Aluminum frames.

Compatible Locksets:

Accurate, Adams Rite, Arrow, Baldwin, Best, Corbin, Dexter, Dominion, Guard, Falcon, Harloc, Kwikset, Lockwood, Lori, LSDA, Marks, National, Omnia, PDQ, Parker, Russwin, Sargent, Schlage, Taco, Unican, Weiser, Weslock, Yale

type of locks
released



503B Option

Operation: After releasing the latchbolt, the keeper returns to the locked position.



6-7/8" x 1-1/4"

radius corners
& radius faceplate

503B

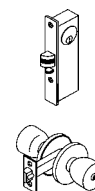
For use with

cylindrical locksets. For use with latchbolts up to 1/2" throw. Includes universal mounting tabs. Aluminum doors and frames with radiused front.

Compatible Locksets:

Accurate, Adams Rite, Arrow, Baldwin, Best, Corbin, Dexter, Dominion, Guard, Falcon, Harloc, Kwikset, Lockwood, Lori, LSDA, Marks, National, Omnia, PDQ, Parker, Russwin, Sargent, Schlage, Taco, Unican, Weiser, Weslock, Yale

type of locks
released



504 Option

Operation: After releasing the latchbolt, the keeper returns to the locked position.



10" x 1-3/8"

radius corners
& flat faceplate

504

For use with

cylindrical locksets. For use with latchbolts up to 1/2" throw. Four point mounting for wood installations. Wood frames.

Compatible Locksets:

Accurate, Adams Rite, Arrow, Baldwin, Best, Corbin, Dexter, Dominion, Guard, Falcon, Harloc, Kwikset, Lockwood, Lori, LSDA, Marks, National, Omnia, PDQ, Parker, Russwin, Sargent, Schlage, Taco, Unican, Weiser, Weslock, Yale

type of locks
released

